



SN7193



TECHNICAL INFORMATION

Flow (L/min)	93
Flow (US Gpm)	24,5
Rotation regime (rpm)	1000
Pressure (MPa)	21
Pressure (bar)	210
Pressure (psi)	3045
Power (hp)	51
Power (kW)	37,5
Overall dimensions L x l x h (mm)	526x367x252,5
Weight (kg)	68



Documents

Male shaft (key) - GAS

Male shaft (key) - NPT

Gearbox with male shaft (key) - GAS - 1800 rpm - R=1,5

Gearbox with male shaft (key) - GAS - 2200 rpm - R=1,83

Male shaft (key) - GAS - ATEX

Illustration Male shaft (key) - GAS

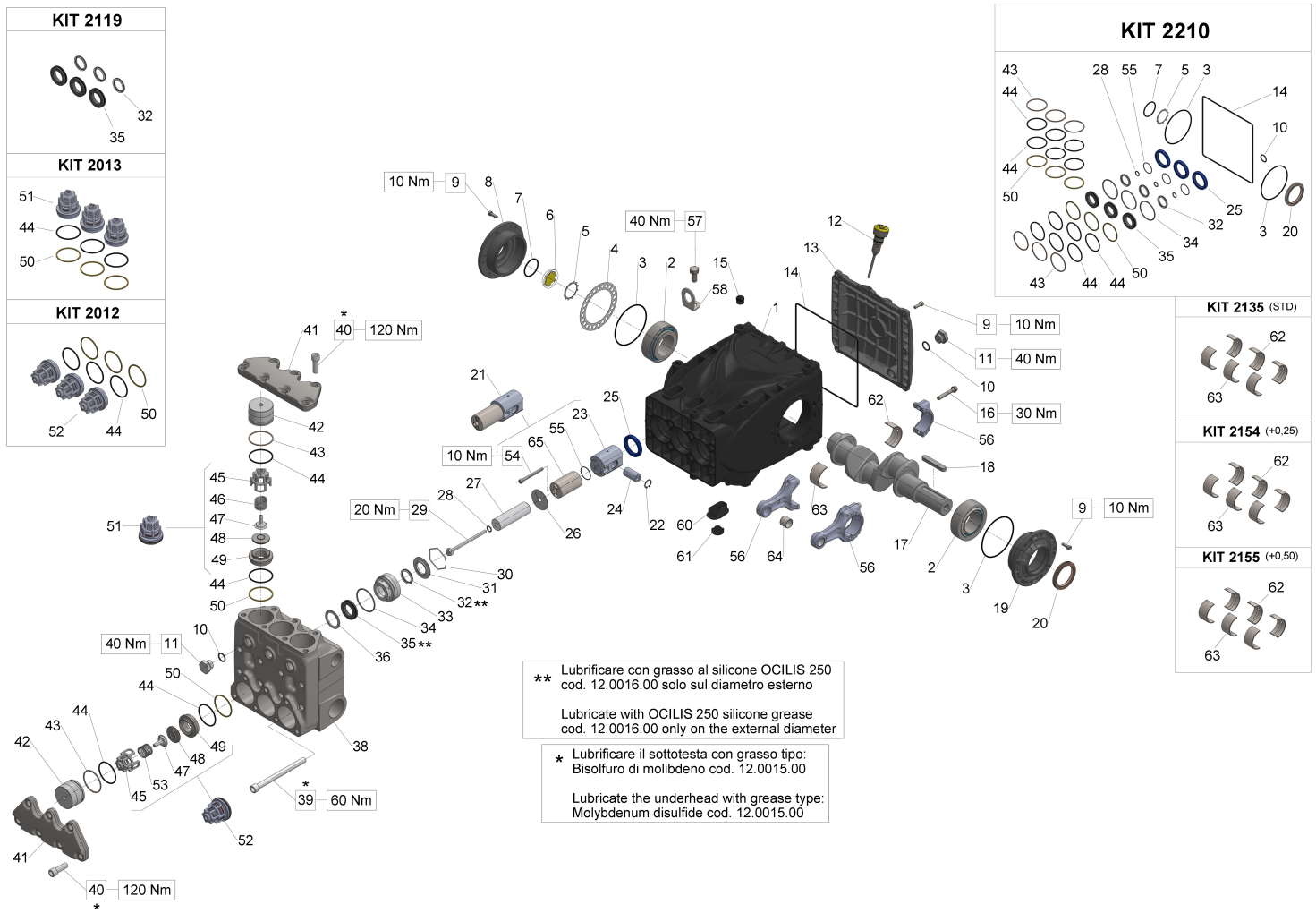


Illustration Male shaft (key) - GAS

Pos.	Code	Description	Qty	Notes
KIT2210	34221001		1	
KIT2155	34215501		1	
KIT2154	34215401		1	
KIT2135	34213501		1	
KIT2119	34211901		1	
KIT2013	34201301		1	
KIT2012	34201201		1	
65	71050866		3	
64	90911000		3	
63	90924000		3	
63	90922200	UPPER HALF CONROD BUSHING +0.5 (BIG END) S.70	3	
63	90922100	UPPER HALF CONROD BUSHING +0.25 (BIG END) S.70	3	
62	90924300		3	
62	90922500	LOWER HALF CONROD BUSHING +0.50 (BIG END) S.70	3	
62	90922400	LOWER HALF CONROD BUSHING +0.25 (BIG END) S.70	3	
61	71225951	PLUG CAP	3	
60	71225851		6	
58	71223074	STAFFA DI SOLLEVAMENTO	1	
57	99426600	VITE TE M12X25-UNI5739 ZINC.	1	
56	71030701		3	
55	90352800	O-RING D. 29.00x1.50 NBR 70SH	3	
54	99199400		6	
53	94754000	SPRING D.24.7X27	3	
52	36713601		3	
51	36713701		3	
50	90524000		6	
49	36204156		6	
48	36208502	SPHERICAL VALVE COMPLETE	6	
47	36208651	INNER VALVE GUIDE	6	
46	94755000		3	
45	36204505	VALVE CAGE SS (71 SERIES)	6	
44	90388900		12	
43	90525000		6	
42	71223766		6	

Illustration Male shaft (key) - GAS

Pos.	Code	Description	Qty	Notes
41	71210136		2	
40	99429500	SCREW M12X35 UNI5931 12.31 DACR.	14	
39	99448200		8	
38	71121036		1	
36	70222266		3	
35	90238000		3	
34	90389100		3	
33	71227366		3	
32	90238100		3	
31	71227266		3	
30	90079700		3	
29	71223856		3	
28	90367100		3	
27	71040609		3	
26	96714000		3	
25	90167800		3	
24	97743000		3	
23	71050715		3	
22	90060600		1	
21	71606601		3	
20	90170000		1	
19	71150022		1	
18	91500000		1	
17	71020035		1	
16	99313800		6	
15	98206000		4	
14	90400000		1	
13	71160022		1	
12	98212000		1	
11	98218700		1	
11	98218100		3	
10	90384100	O-RING 17,12X2,62 (3068)	6	
9	99186700	SCREW M 6x18 UNI 5931	20	
8	71150122		1	
7	90387700	O-RING 39,34X2,62 (3156)	1	
6	70211801	OIL SIGHT GLASS	1	
5	90075600	CIRCLIP D.45 (ZJ45)	1	
4	70220381	SHIM 0.25 MM.	1	
4	70220081	SHIM 0.1 MM.	1	
3	90391800		2	

Illustration Male shaft (key) - GAS

Pos.	Code	Description	Qty	Notes
2	91859000		2	
1	71010022		1	

Illustration Male shaft (key) - NPT

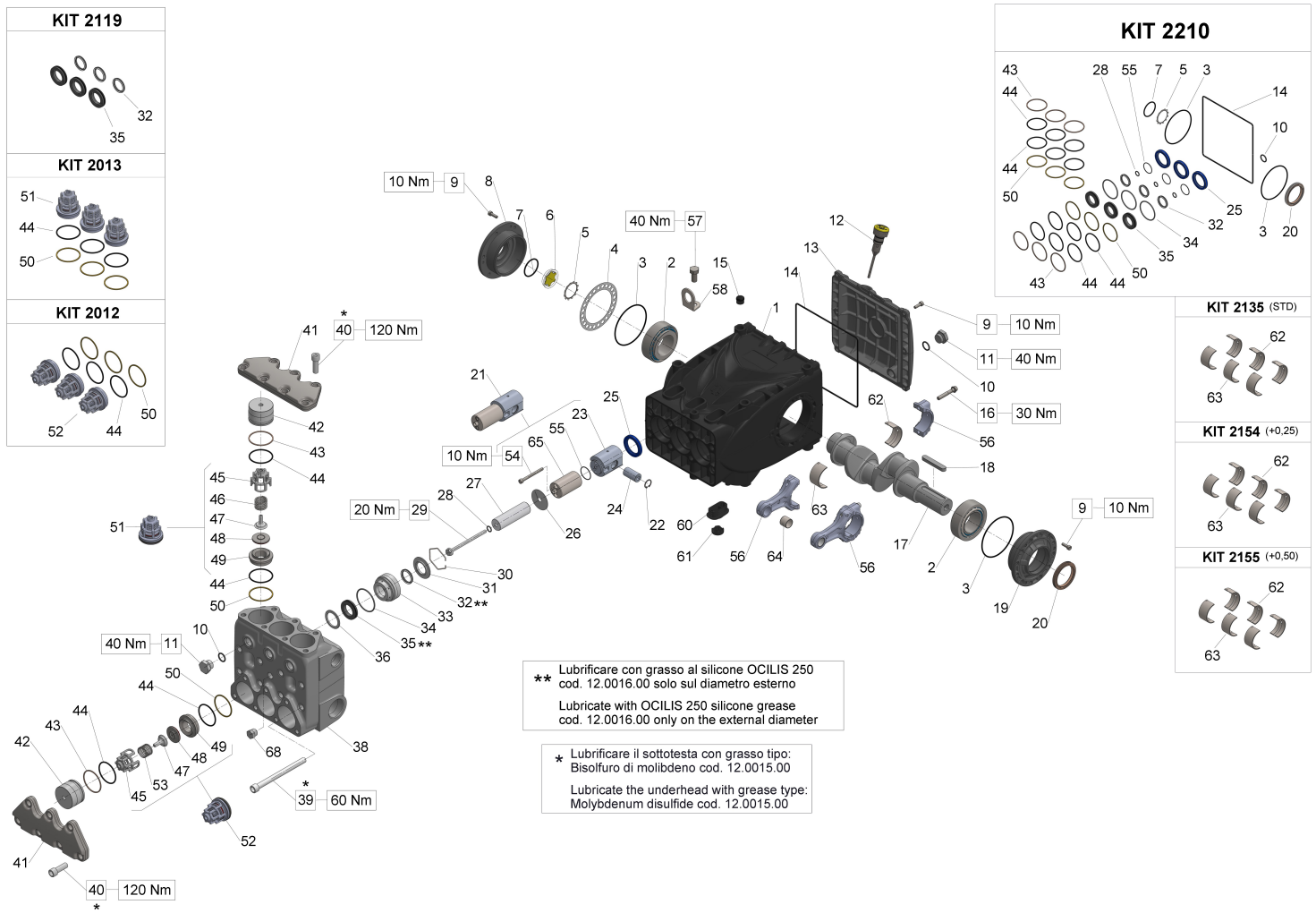


Illustration Male shaft (key) - NPT

Pos.	Code	Description	Qty	Notes
KIT2210	34221001		1	
KIT2155	34215501		1	
KIT2154	34215401		1	
KIT2135	34213501		1	
KIT2119	34211901		1	
KIT2013	34201301		1	
KIT2012	34201201		1	
68	98209800		1	
65	71050866		3	
64	90911000		3	
63	90924000		3	
63	90922200	UPPER HALF CONROD BUSHING +0.5 (BIG END) S.70	3	
63	90922100	UPPER HALF CONROD BUSHING +0.25 (BIG END) S.70	3	
62	90924300		3	
62	90922500	LOWER HALF CONROD BUSHING +0.50 (BIG END) S.70	3	
62	90922400	LOWER HALF CONROD BUSHING +0.25 (BIG END) S.70	3	
61	71225951	PLUG CAP	3	
60	71225851		6	
58	71223074	STAFFA DI SOLLEVAMENTO	1	
57	99426600	VITE TE M12X25-UNI5739 ZINC.	1	
56	71030701		3	
55	90352800	O-RING D. 29.00x1.50 NBR 70SH 3		
54	99199400		6	
53	94754000	SPRING D.24.7X27	3	
52	36713601		3	
51	36713701		3	
50	90524000		6	
49	36204156		6	
48	36208502	SPHERICAL VALVE COMPLETE	6	
47	36208651	INNER VALVE GUIDE	6	
46	94755000		3	
45	36204505	VALVE CAGE SS (71 SERIES)	6	
44	90388900		12	
43	90525000		6	

Illustration Male shaft (key) - NPT

Pos.	Code	Description	Qty	Notes
42	71223766		6	
41	71210136		2	
40	99429500	SCREW M12X35 UNI5931 12.31 DACR.	14	
39	99448200		8	
38	71125036		1	
36	70222266		3	
35	90238000		3	
34	90389100		3	
33	71227366		3	
32	90238100		3	
31	71227266		3	
30	90079700		3	
29	71223856		3	
28	90367100		3	
27	71040609		3	
26	96714000		3	
25	90167800		3	
24	97743000		3	
23	71050715		3	
22	90060600		1	
21	71606601		3	
20	90170000		1	
19	71150022		1	
18	91500000		1	
17	71020035		1	
16	99313800		6	
15	98206000		4	
14	90400000		1	
13	71160022		1	
12	98212000		1	
11	98218700		1	
11	98218100		3	
10	90384100	O-RING 17,12X2,62 (3068)	6	
9	99186700	SCREW M 6x18 UNI 5931	20	
8	71150122		1	
7	90387700	O-RING 39,34X2,62 (3156)	1	
6	70211801	OIL SIGHT GLASS	1	
5	90075600	CIRCLIP D.45 (ZJ45)	1	
4	70220381	SHIM 0.25 MM.	1	
4	70220081	SHIM 0.1 MM.	1	

Illustration Male shaft (key) - NPT

Pos.	Code	Description	Qty	Notes
3	90391800		2	
2	91859000		2	
1	71010022		1	

Illustration Gearbox with male shaft (key) - GAS - 1800 rpm - R=1,5

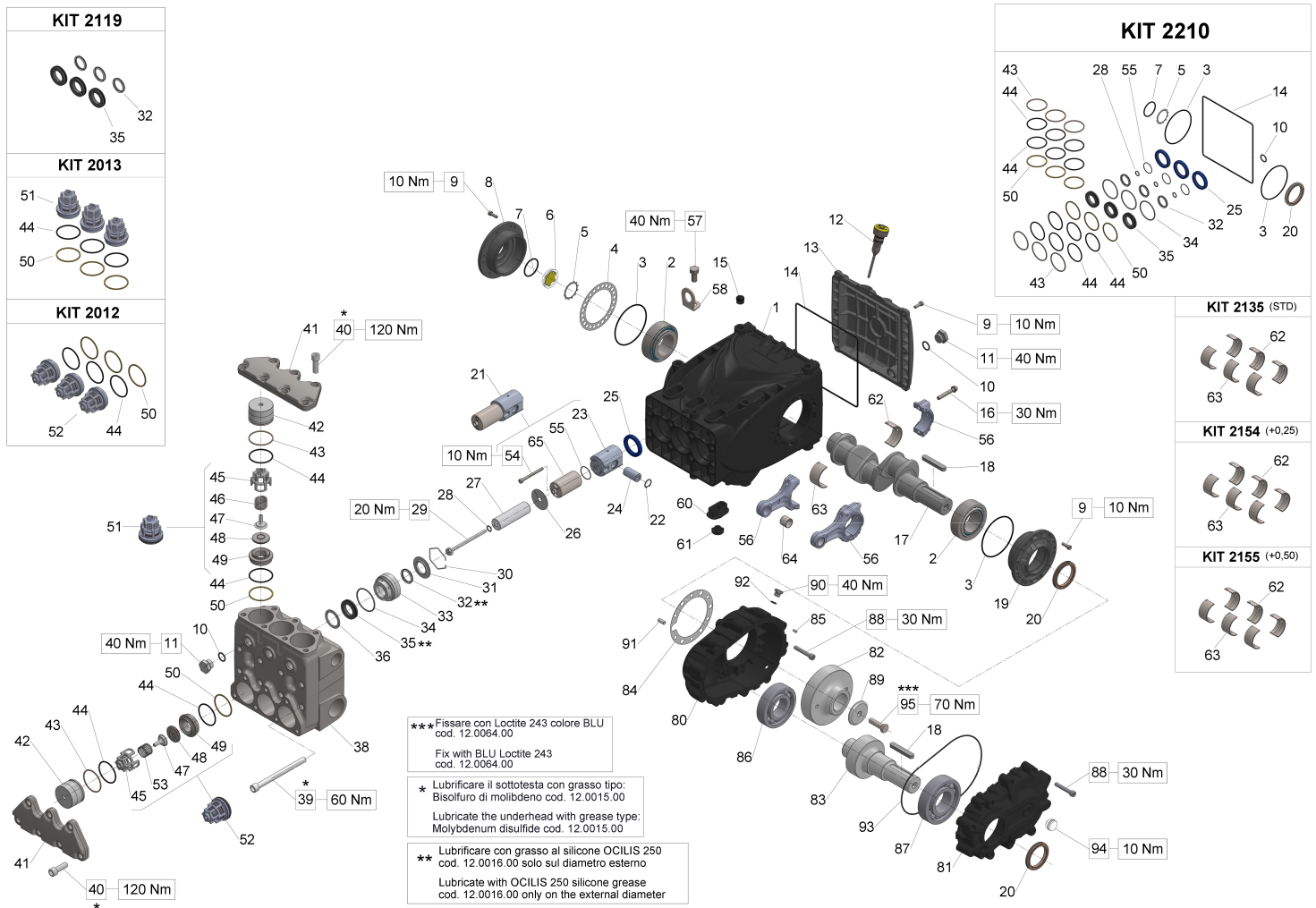


Illustration Gearbox with male shaft (key) - GAS - 1800 rpm - R=1,5

Pos.	Code	Description	Qty	Notes
KIT2210	34221001		1	
KIT2155	34215501		1	
KIT2154	34215401		1	
KIT2135	34213501		1	
KIT2119	34211901		1	
KIT2013	34201301		1	
KIT2012	34201201		1	
95	99430700		1	
94	97594000		1	
93	90394800		1	
92	90358500	O-RING 10,82X1,78 (2043)	2	
91	97618500		1	
90	98204250	PLUG G1/4"x12	2	
89	72211055		1	
88	99314600		16	
87	91859300		1	
86	91857700		1	
85	97615200	PIN D.5x10	1	
84	72210784		1	
83	10070935		1	
82	10071235		1	
81	72210920		1	
80	72210820		1	
65	71050866		3	
64	90911000		3	
63	90924000		3	
63	90922200	UPPER HALF CONROD BUSHING +0.5 (BIG END) S.70	3	
63	90922100	UPPER HALF CONROD BUSHING +0.25 (BIG END) S.70	3	
62	90924300		3	
62	90922500	LOWER HALF CONROD BUSHING +0.50 (BIG END) S.70	3	
62	90922400	LOWER HALF CONROD BUSHING +0.25 (BIG END) S.70	3	
61	71225951	PLUG CAP	3	
60	71225851		6	
58	71223074	STAFFA DI SOLLEVAMENTO	1	
57	99426600	VITE TE M12X25-UNI5739 ZINC.	1	
56	71030701		3	

Illustration Gearbox with male shaft (key) - GAS - 1800 rpm - R=1,5

Pos.	Code	Description	Qty	Notes
55	90352800	O-RING D. 29.00x1.50 NBR 70SH 3		
54	99199400		6	
53	94754000	SPRING D.24.7X27	3	
52	36713601		3	
51	36713701		3	
50	90524000		6	
49	36204156		6	
48	36208502	SPHERICAL VALVE COMPLETE	6	
47	36208651	INNER VALVE GUIDE	6	
46	94755000		3	
45	36204505	VALVE CAGE SS (71 SERIES)	6	
44	90388900		12	
43	90525000		6	
42	71223766		6	
41	71210136		2	
40	99429500	SCREW M12X35 UNI5931 12.31 DACR.	14	
39	99448200		8	
38	71121036		1	
36	70222266		3	
35	90238000		3	
34	90389100		3	
33	71227366		3	
32	90238100		3	
31	71227266		3	
30	90079700		3	
29	71223856		3	
28	90367100		3	
27	71040609		3	
26	96714000		3	
25	90167800		3	
24	97743000		3	
23	71050715		3	
22	90060600		1	
21	71606601		3	
20	90170000		2	
19	71150022		1	
18	91500000		2	
17	71020035		1	
16	99313800		6	

Illustration Gearbox with male shaft (key) - GAS - 1800 rpm - R=1,5

Pos.	Code	Description	Qty	Notes
15	98206000		4	
14	90400000		1	
13	71160022		1	
12	98212000		1	
11	98218700		1	
11	98218100		3	
10	90384100	O-RING 17,12X2,62 (3068)	6	
9	99186700	SCREW M 6x18 UNI 5931	20	
8	71150122		1	
7	90387700	O-RING 39,34X2,62 (3156)	1	
6	70211801	OIL SIGHT GLASS	1	
5	90075600	CIRCLIP D.45 (ZJ45)	1	
4	70220381	SHIM 0.25 MM.	1	
4	70220081	SHIM 0.1 MM.	1	
3	90391800		2	
2	91859000		2	
1	71010022		1	

Illustration Gearbox with male shaft (key) - GAS - 2200 rpm - R=1,83

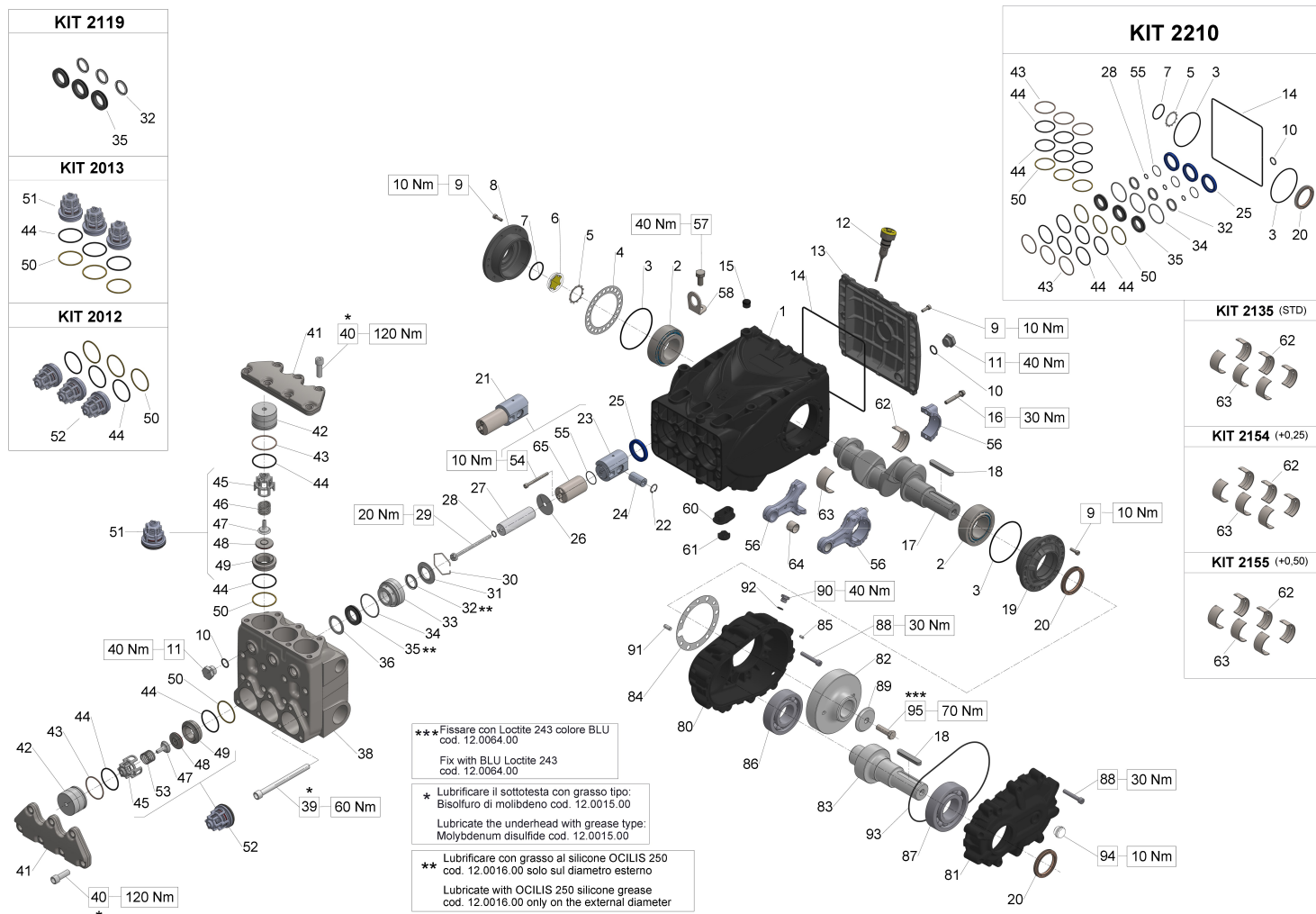


Illustration Gearbox with male shaft (key) - GAS - 2200 rpm - R=1,83

Pos.	Code	Description	Qty	Notes
KIT2210	34221001		1	
KIT2155	34215501		1	
KIT2154	34215401		1	
KIT2135	34213501		1	
KIT2119	34211901		1	
KIT2013	34201301		1	
KIT2012	34201201		1	
95	99430700		1	
94	97594000		1	
93	90394800		1	
92	90358500	O-RING 10,82X1,78 (2043)	2	
91	97618500		1	
90	98204250	PLUG G1/4"x12	2	
89	72211055		1	
88	99314600		2	
87	91859300		1	
86	91857700		1	
85	97615200	PIN D.5x10	1	
84	72210784		1	
83	10071035		1	
82	10071335		1	
81	72210920		1	
80	72210820		1	
65	71050866		3	
64	90911000		3	
63	90924000		3	
63	90922200	UPPER HALF CONROD BUSHING +0.5 (BIG END) S.70	3	
63	90922100	UPPER HALF CONROD BUSHING +0.25 (BIG END) S.70	3	
62	90924300		3	
62	90922500	LOWER HALF CONROD BUSHING +0.50 (BIG END) S.70	3	
62	90922400	LOWER HALF CONROD BUSHING +0.25 (BIG END) S.70	3	
61	71225951	PLUG CAP	3	
60	71225851		6	
58	71223074	STAFFA DI SOLLEVAMENTO	1	
57	99426600	VITE TE M12X25-UNI5739 ZINC.	1	
56	71030701		3	

Illustration Gearbox with male shaft (key) - GAS - 2200 rpm - R=1,83

Pos.	Code	Description	Qty	Notes
55	90352800	O-RING D. 29.00x1.50 NBR 70SH 3		
54	99199400		6	
53	94754000	SPRING D.24.7X27	3	
52	36713601		3	
51	36713701		3	
50	90524000		6	
49	36204156		6	
48	36208502	SPHERICAL VALVE COMPLETE	6	
47	36208651	INNER VALVE GUIDE	6	
46	94755000		3	
45	36204505	VALVE CAGE SS (71 SERIES)	6	
44	90388900		12	
43	90525000		6	
42	71223766		6	
41	71210136		2	
40	99429500	SCREW M12X35 UNI5931 12.31 DACR.	14	
39	99448200		8	
38	71121036		1	
36	70222266		3	
35	90238000		3	
34	90389100		3	
33	71227366		3	
32	90238100		3	
31	71227266		3	
30	90079700		3	
29	71223856		3	
28	90367100		3	
27	71040609		3	
26	96714000		3	
25	90167800		3	
24	97743000		3	
23	71050715		3	
22	90060600		1	
21	71606601		3	
20	90170000		2	
19	71150022		1	
18	91500000		2	
17	71020035		1	
16	99313800		6	

Illustration Gearbox with male shaft (key) - GAS - 2200 rpm - R=1,83

Pos.	Code	Description	Qty	Notes
15	98206000		4	
14	90400000		1	
13	71160022		1	
12	98212000		1	
11	98218700		1	
11	98218100		3	
10	90384100	O-RING 17,12X2,62 (3068)	6	
9	99186700	SCREW M 6x18 UNI 5931	20	
8	71150122		1	
7	90387700	O-RING 39,34X2,62 (3156)	1	
6	70211801	OIL SIGHT GLASS	1	
5	90075600	CIRCLIP D.45 (ZJ45)	1	
4	70220381	SHIM 0.25 MM.	1	
4	70220081	SHIM 0.1 MM.	1	
3	90391800		2	
2	91859000		2	
1	71010022		1	

Illustration Male shaft (key) - GAS - ATEX

Pos.	Code	Description	Qty	Notes
KIT2210	34221001		1	
KIT2155	34215501		1	
KIT2154	34215401		1	
KIT2135	34213501		1	
KIT2119	34211901		1	
KIT2013	34201301		1	
KIT2012	34201201		1	
67	99180900	SCREW M06X10 5931 A2-70	1	
66	96693950	WASHER 6.4x11.0x0.7 D6798A INOX	1	
65	71050866		3	
64	90911000		3	
63	90924000		3	
63	90922200	UPPER HALF CONROD BUSHING +0.5 (BIG END) S.70	3	
63	90922100	UPPER HALF CONROD BUSHING +0.25 (BIG END) S.70	3	
62	90924300		3	
62	90922500	LOWER HALF CONROD BUSHING +0.50 (BIG END) S.70	3	
62	90922400	LOWER HALF CONROD BUSHING +0.25 (BIG END) S.70	3	
61	71225951	PLUG CAP	3	
60	71225851		6	
58	71223074	STAFFA DI SOLLEVAMENTO	1	
57	99426600	VITE TE M12X25-UNI5739 ZINC.	1	
56	71030701		3	
55	90352800	O-RING D. 29.00x1.50 NBR 70SH 3		
54	99199400		6	
53	94754000	SPRING D.24.7X27	3	
52	36713601		3	
51	36713701		3	
50	90524000		6	
49	36204156		6	
48	36208502	SPHERICAL VALVE COMPLETE	6	
47	36208651	INNER VALVE GUIDE	6	
46	94755000		3	
45	36204505	VALVE CAGE SS (71 SERIES)	6	
44	90388900		12	

Illustration Male shaft (key) - GAS - ATEX

Pos.	Code	Description	Qty	Notes
43	90525000		6	
42	71223766		6	
41	71210136		2	
40	99429500	SCREW M12X35 UNI5931 12.31 DACR.	14	
39	99448200		8	
38	71121036		1	
36	70222266		3	
35	90238000		3	
34	90389100		3	
33	71227366		3	
32	90238100		3	
31	71227266		3	
30	90079700		3	
29	71223856		3	
28	90367100		3	
27	71040609		3	
26	96714000		3	
25	90167800		3	
24	97743000		3	
23	71050715		3	
22	90060600		1	
21	71606601		3	
20	90170000		1	
19	71150022		1	
18	91500000		1	
17	71020035		1	
16	99313800		6	
15	98206000		4	
14	90400000		1	
13	71160022		1	
12	98212100		1	
11	98218150		1	
11	98218100		3	
10	90384100	O-RING 17,12X2,62 (3068)	6	
9	99186700	SCREW M 6x18 UNI 5931	20	
8	71150522		1	
7	90387700	O-RING 39,34X2,62 (3156)	1	
6	70211751		1	
5	90075500	STOP RING J45 UNI7437	1	
4	70220381	SHIM 0.25 MM.	1	

Illustration Male shaft (key) - GAS - ATEX

Pos.	Code	Description	Qty	Notes
4	70220081	SHIM 0.1 MM.	1	
3	90391800		2	
2	91859000		2	
1	71010022		1	