



## WS1036



### TECHNICAL INFORMATION

Flow (L/min)	36
Flow (US Gpm)	9,51
Rotation regime (rpm)	1450
Pressure (MPa)	10
Pressure (bar)	100
Pressure (psi)	1450
Power (hp)	9,4
Power (kW)	6,90
Overall dimensions L x l x h (mm)	327x236x180
Weight (kg)	15



Documents

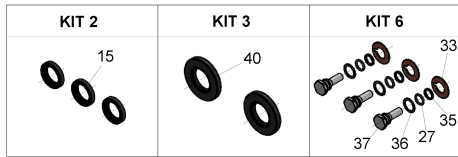
Male shaft (key)

---

Male shaft (key) - vers. ATEX

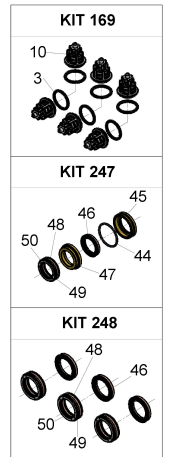
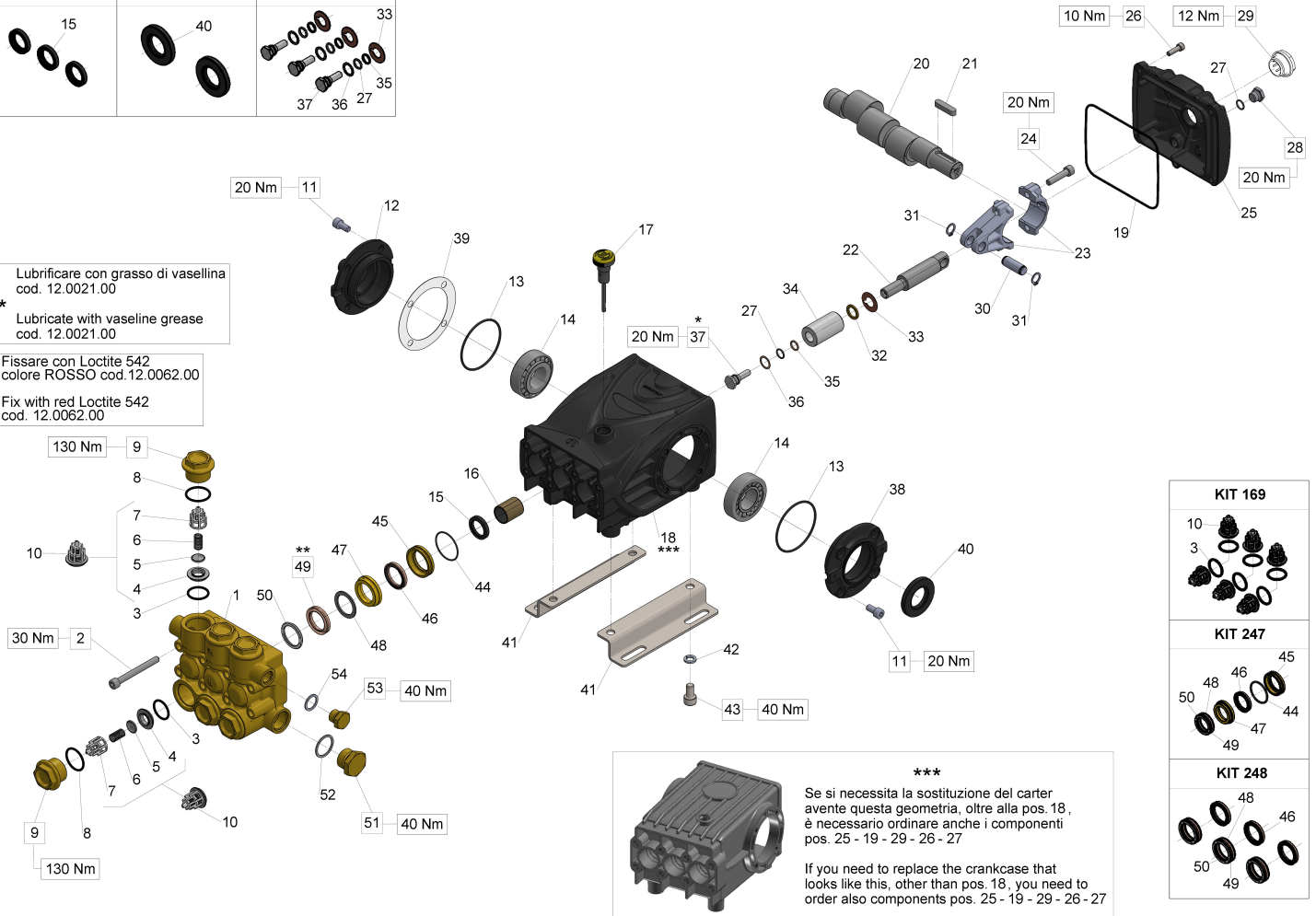
---

# Illustration Male shaft (key)



Lubrificare con grasso di vasellina cod. 12.0021.00  
**\*\*** Lubricate with vaseline grease cod. 12.0021.00

Fissare con Loctite 542 colore ROSSO cod.12.0062.00  
**\*** Fix with red Loctite 542 cod. 12.0062.00



**\*\*\***  
 Se si necessita la sostituzione del carter avente questa geometria, oltre alla pos. 18, è necessario ordinare anche i componenti pos. 25 - 19 - 29 - 26 - 27  
 If you need to replace the crankcase that looks like this, other than pos. 18, you need to order also components pos. 25 - 19 - 29 - 26 - 27

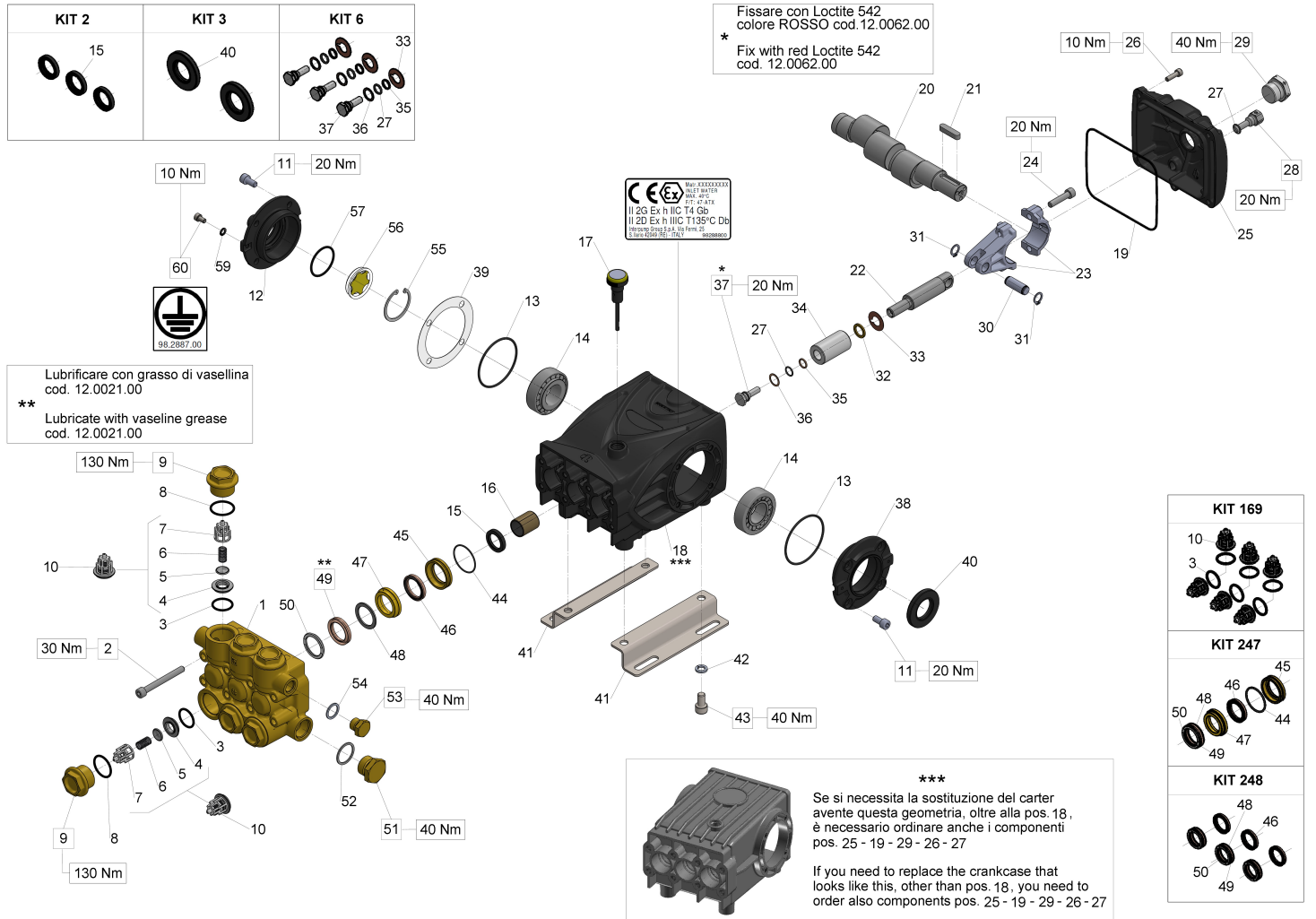
## Illustration Male shaft (key)

Pos.	Code	Description	Qty	Notes
KIT6	34000601	KIT 6 PISTON BOLT	1	
KIT3	34000301	KIT 3 OIL SEAL D.30X55X7	1	
KIT248	34024801	KIT 248 PACKING D.28	1	
KIT247	34024701	KIT 247 CPL. SEAL D.28	1	
KIT2	34000201	KIT 2 OIL SEAL D. 22X32X5,5	1	
KIT169	34016901	KIT 169 INTAKE/DEL.VALVE (66)	1	
54	96738000	WASHER 17,5X23X1,5	1	
53	98210000	PLUG G3/8X13	1	
52	96770000	WASHER 26,5X32X1,5	1	
51	98226800	PLUG G3/4X16	1	
50	66101651	HEAD RING D.28 H.P.	3	
49	90275380	PACKING D.28X36X6/3.7 H.P.	3	
48	90517200	ANTI-EXTRUSION RING D.28X38X2	3	
47	66220070	INTERMEDIATE RING D.28	3	
46	90275300	PACKING D.28X36X6.5 L.P.	3	
45	66082570	PACKING RETAINER D.28	3	
44	90362000	O-RING D.37.82X1.78 (2150)	3	
43	99364400	SCREW M 10x18-5931	4	
42	96710600	WASHER 10,2	4	
41	47200074	PUMP FOOT	2	
40	90164800	OIL SEAL 30x55x7	1	
40	97567800	SHIM D.74,5X104X0,1	1	
39	97568000	SHIM D.74.5X104X0.3	1	
38	47151022	OPEN SIDE COVER (47-66)	1	
37	47219566	PISTON SCREW	3	
36	96728000	WASHER 14X18,5X0,5	3	
35	90506700	ANTI-EXTRUSION RING	3	
34	47040909	PISTONE D.28x50	3	
33	96728600	WASHER 14X28X0,5	3	
32	47225570	SPACER D.14X20.5X2.5	3	
31	90055700	CIRCLIP D.12 UNI 7435	6	
30	97738000	CONNECTING-ROD PIN D.13X35,5	3	
29	47221301	OIL SIGHT GLASS ASSY G3/4	1	
28	98204250	PLUG G1/4"x12	1	
27	90358500	O-RING 10,82X1,78 (2043)	4	
26	99188400	SCREW M 6x20 UNI 5931	5	
25	47160622	CRANKCASE COVER	1	

## Illustration Male shaft (key)

Pos.	Code	Description	Qty	Notes
24	99309900	SCREW M 8x35 UNI 5931	6	
23	47030001	CONNECTING ROD	3	
22	47050466	PISTON GUIDE - S.S.	3	
21	91489200	KEY 8(h9)X7X35 UNI 6604/A	1	
20	47022135	SHAFT C.14 SEMP. PdF USA	1	
19	90392200	O-RING D.133.02X 2,62(3525)	1	
18	47010822	CRANKCASE	1	
17	98210600	OIL DIP-STICK G3/8X80	1	
16	90912600	BUSHING 22X25X30	3	
15	90162500	OIL SEAL 22x32x5	3	
14	91837500	TAPER BEARING	2	
13	90391300	O-RING 67,95X2,62 (3268)	2	
12	47151122	CLOSED SIDE COVER (47-66)	1	
11	99303900	SCREW M 8x16 UNI 5931	8	
10	36712701	INTAKE/DEL.VALVE ASSY(66)	6	
9	98230000	PLUG M32X1,5X17,5	6	
8	90386400	O-RING D.28.25x2.62 90sh(3112)6		
7	36203551	VALVE CAGE	6	
6	94738800	SPRING Dm. 10x18.5	6	
5	36203476	SPHERICAL VALVE	6	
4	36203366	VALVE SEAT	6	
3	90385700	O-RING 23,81X2,62 (132)	6	
2	99322000	SCREW M8X75 UNI5931 12.9	8	
1	47123341	TESTATA POMPA D.28	1	

# Illustration Male shaft (key) - vers. ATEX



Fissare con Loctite 542  
colore ROSSO cod. 12.0062.00  
\* Fix with red Loctite 542  
cod. 12.0062.00

Lubrificare con grasso di vasellina  
cod. 12.0021.00  
\*\* Lubricate with vaseline grease  
cod. 12.0021.00



\*\*\*  
Se si necessita la sostituzione del carter  
avente questa geometria, oltre alla pos. 18,  
è necessario ordinare anche i componenti  
pos. 25 - 19 - 29 - 26 - 27  
If you need to replace the crankcase that  
looks like this, other than pos. 18, you need to  
order also components pos. 25 - 19 - 29 - 26 - 27

- KIT 169**  
10  
3
- KIT 247**  
45  
46  
48  
49  
50
- KIT 248**  
46  
48  
49  
50

## Illustration Male shaft (key) - vers. ATEX

Pos.	Code	Description	Qty	Notes
KIT6	34000601	KIT 6 PISTON BOLT	1	
KIT3	34000301	KIT 3 OIL SEAL D.30X55X7	1	
KIT248	34024801	KIT 248 PACKING D.28	1	
KIT247	34024701	KIT 247 CPL. SEAL D.28	1	
KIT2	34000201	KIT 2 OIL SEAL D. 22X32X5,5	1	
KIT169	34016901	KIT 169 INTAKE/DEL.VALVE (66)	1	
60	99180900	SCREW M06X10 5931 A2-70	1	
59	96693950	WASHER 6.4x11.0x0.7 D6798A INOX	1	
57	90387700	O-RING 39,34X2,62 (3156)	1	
56	70211751		1	
55	90075500	STOP RING J45 UNI7437	1	
54	96738000	WASHER 17,5X23X1,5	1	
53	98210000	PLUG G3/8X13	1	
52	96770000	WASHER 26,5X32X1,5	1	
51	98226800	PLUG G3/4X16	1	
50	66101651	HEAD RING D.28 H.P.	3	
49	90275380	PACKING D.28X36X6/3.7 H.P.	3	
48	90517200	ANTI-EXTRUSION RING D.28X38X2	3	
47	66220070	INTERMEDIATE RING D.28	3	
46	90275300	PACKING D.28X36X6.5 L.P.	3	
45	66082570	PACKING RETAINER D.28	3	
44	90362000	O-RING D.37.82X1.78 (2150)	3	
43	99364400	SCREW M 10x18-5931	4	
42	96710600	WASHER 10,2	4	
41	47200074	PUMP FOOT	2	
40	90164800	OIL SEAL 30x55x7	1	
40	97567800	SHIM D.74,5X104X0,1	1	
39	97568000	SHIM D.74.5X104X0.3	1	
38	47151022	OPEN SIDE COVER (47-66)	1	
37	47219566	PISTON SCREW	3	
36	96728000	WASHER 14X18,5X0,5	3	
35	90506700	ANTI-EXTRUSION RING	3	
34	47040909	PISTONE D.28x50	3	
33	96728600	WASHER 14X28X0,5	3	
32	47225570	SPACER D.14X20.5X2.5	3	
31	90055700	CIRCLIP D.12 UNI 7435	6	
30	97738000	CONNECTING-ROD PIN D.13X35,5	3	

## Illustration Male shaft (key) - vers. ATEX

Pos.	Code	Description	Qty	Notes
29	98226600	PLUG G3/4X16 S.S.	1	
28	98203600	PLUG G1/4x8 FOR PROBE D.6 S.S.	1	
27	90358500	O-RING 10,82X1,78 (2043)	4	
26	99188400	SCREW M 6x20 UNI 5931	5	
25	47160622	CRANKCASE COVER	1	
24	99309900	SCREW M 8x35 UNI 5931	6	
23	47030001	CONNECTING ROD	3	
22	47050466	PISTON GUIDE - S.S.	3	
21	91489200	KEY 8(h9)X7X35 UNI 6604/A	1	
20	47022135	SHAFT C.14 SEMP. PdF USA	1	
19	90392200	O-RING D.133.02X 2,62(3525)	1	
18	47010822	CRANKCASE	1	
17	98210700	OIL DIPSTICK G3/8X64 D4+FILTER ATEX	1	
16	90912600	BUSHING 22X25X30	3	
15	90162500	OIL SEAL 22x32x5	3	
14	91837500	TAPER BEARING	2	
13	90391300	O-RING 67,95X2,62 (3268)	2	
12	47151322	SIDE CRANKCASE COVER (ATEX)	1	
11	99303900	SCREW M 8x16 UNI 5931	8	
10	36712701	INTAKE/DEL.VALVE ASSY(66)	6	
9	98230000	PLUG M32X1,5X17,5	6	
8	90386400	O-RING D.28.25x2.62 90sh(3112)6	6	
7	36203551	VALVE CAGE	6	
6	94738800	SPRING Dm. 10x18.5	6	
5	36203476	SPHERICAL VALVE	6	
4	36203366	VALVE SEAT	6	
3	90385700	O-RING 23,81X2,62 (132)	6	
2	99322000	SCREW M8X75 UNI5931 12.9	8	
1	47123341	TESTATA POMPA D.28	1	