

ROB12002 à 16

Full port 1/4"-2" hot forged brass ball valves

Access to fluid systems in public places could potentially convert into costs and safety problems. In order to avoid unattended valves being left open with negative economic or environmental consequences, RuB developed the automatic self-closing valve.

The valve can be opened normally by rotating the handle 90° and when the user releases the handle, the valve shuts off automatically. Best solution for service stations, trucks, public areas, gardens. The same features are also useful in industrial applications, where a valve must not be left open unattended.



Quality:

- 24h 100% seal test guaranteed
- Dual sealing system allows valve to be operated in either direction making installation easier
- No metal-to-metal moving parts
- No maintenance ever required
- Handle clearly shows ball position
- Silicone-free lubricant on all seals
- Travel stops on body to avoid stresses at stem
- Chrome plated brass ball for longer life with rinse hole

Body:

- Hot forged sand blasted, external nickel plated brass body and cap sealed with Loctite or equivalent thread sealant
- Finest brass according to EN 12165 and EN 12164 (formerly DIN 17660 and UNI 5705-65) specifications

Stem:

- Blowout-proof nickel plated brass stem
- Two FPM O-rings at the stem for maximum safety

Seals:

- Pure PTFE self-lubricating seats with flexible-lip design

PED Directives:

- According to 97/23 CE module A: it cannot be used with dangerous gases in sizes larger than 25mm

Threads:

- EN 10226-1, ISO 228 parallel female by female threads

Flow:

- Full port to DIN 3357 for maximum flow

Handle:

- Geomet® carbon steel handle with thick PVC dip coating. Handle coating offers both thermal and electrical protection
- Robust spring ensures auto shutt-off with max pressure in valve

Working Pressure:

- 40 Bar (600 PSI)
- non-shock cold working pressure

Working Temperature:

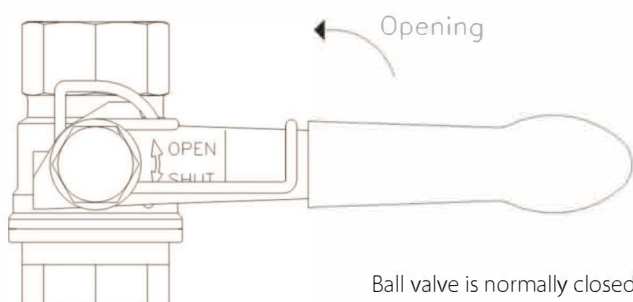
- -40°C (-40°F)
- +170°C (+350°F)
- Warning: freezing of the fluid in the installation may severely damage the valve

Options:

- AISI 430 stainless steel handle
- Taper male by parallel female threads

Upon Request:

- AISI 316 stainless steel ball and/or stem
- Custom Design

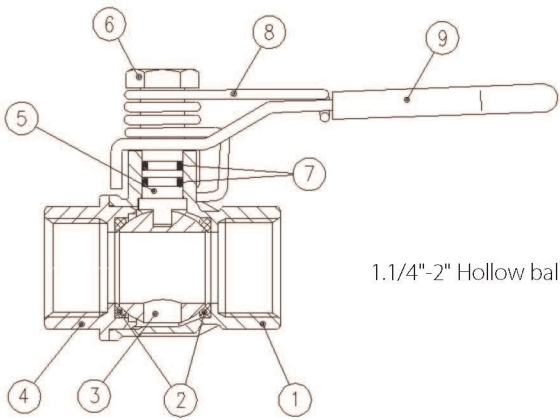


Approved by or in compliance with:

- GOST-R (Russia)
- Rostekhnadzor (Russia)
- Hygenic (Russia)
- UkrSepro (Ukraine)

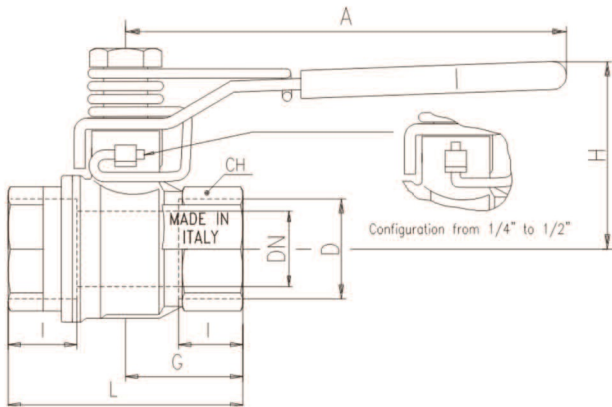
• RoHS Compliant

NOTE: Approvals apply to specific configurations only



1.1/4"-2" Hollow ball

Part Description	Q.ty	Material
1 Nickel plated body (external treatment)	1	CW617N
2 Seat	2	PTFE
3 Chrome plated ball with rinse hole	1	CW617N
4 Nickel plated end cap (external treatment)	1	CW617N
5 Nickel plated stem O-ring design	1	CW617N
6 Unplated spring nut	1	CW617N
7 O-Ring	2	FPM
8 Spring return	1	AISI302
9 Yellow PVC coated geomet® steel handle	1	DD11

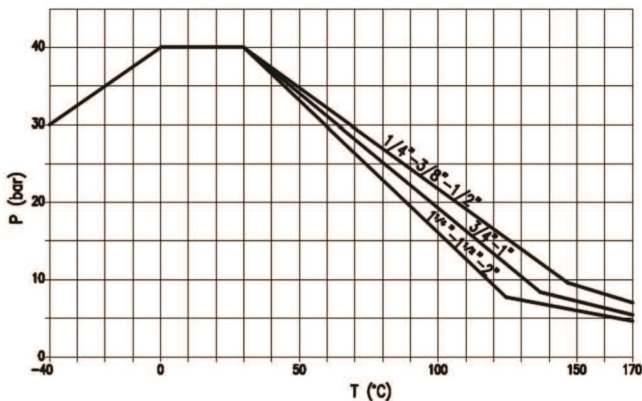


D (Inch)	1/4	3/8	1/2	3/4	1	1 1/4	1 1/2	2
DN (mm)	8	10	15	20	25	32	40	50
I (mm)	12	12	15.5	17	21	23	23	26.5
L (mm)	45	45	59	64	81	93	102	121
G (mm)	22.5	22.5	29.5	32	40.5	46.5	51	60.5
A (mm)	100	100	100	120	120	158	158	158
H (mm)	38	38	43	50	54	73	79	86
CH (mm)	20	20	25	31	40	49	54	68.5

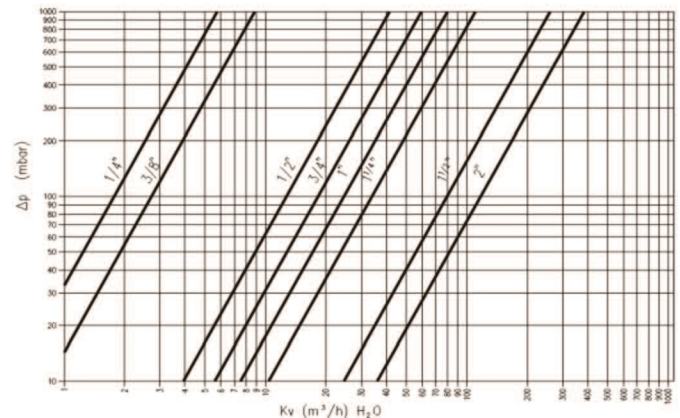
DN shows the nominal flow diameter. Actual flow diameter complies with full port DIN 3357 part 4.

Ball valves are marked CE on handle from 1.1/4" to 2" as follow: CE XXXCODEXX Cat I-A

Pressure-Temperature Chart



Pressure Drop Chart



The company reserves all rights for the information contained herein. Products may be changed at any time without notice. Any undated reference to a code or standard shall be interpreted as referring to the latest edition.

