

EC Type Approved - Fitting Certificate

DECLARATION OF CONFORMITY - GUARANTEE OF PRODUCT QUALITY

Type samples of the product detailed below, have been tested and examined by GL Industrial Services, notified body number 0087, and found to comply with the essential requirements of annex 1 of the European Gas Appliance Directive (G.A.D.) Document:- (90/396/EEC).

This product has been designed in accordance with:- BS EN ISO 9001 and is manufactured as Type-approved above, in accordance with :- BS EN ISO 9002 attestation procedures, which complies with the UK. Gas Appliance (Safety) Regulations 1992 16/22

Conformity with the BS EN ISO 9000 Quality System Surveillance requirements, as specified in Annex 2 / part 3.3 of the above G.A.D., is assured by BSI, notified body number 0086.

CE- TYPE APPROVAL INFORMATION

Product covered by this certificate :- CSS2 STV01
Pactrol Part number 429100/V01
Pactrol design file X325

EC Product Identification No. :- C87BU07
Certificate No. :- EC-87/09/007

EN298 Classification :- ATCVXN

O.E.M.'s AND APPLIANCE DESIGNERS

For correct Application and Installation instructions for the above control, refer to Pactrol Installation Instruction No: 429100/V01/II available from the address below.

SPARES AND REPLACEMENT PARTS

Consult **ONLY** the appliance manufacturers' servicing instructions, and ensure that the correct control is installed in accordance with them.

Signed on behalf of:-
Pactrol Controls Limited
Unit 3 Antler Court
Ashton-in-Makerfield
Wigan WN4 8DU
England

B.P.Faulkner
Development Director

Ref: **429100/V01/FC**

Issue: **1**

Date: **12/11/09**

Tel: +44 (0)1942 529240
Fax: +44 (0)1942 529241

CSS2 : General Technical specifications

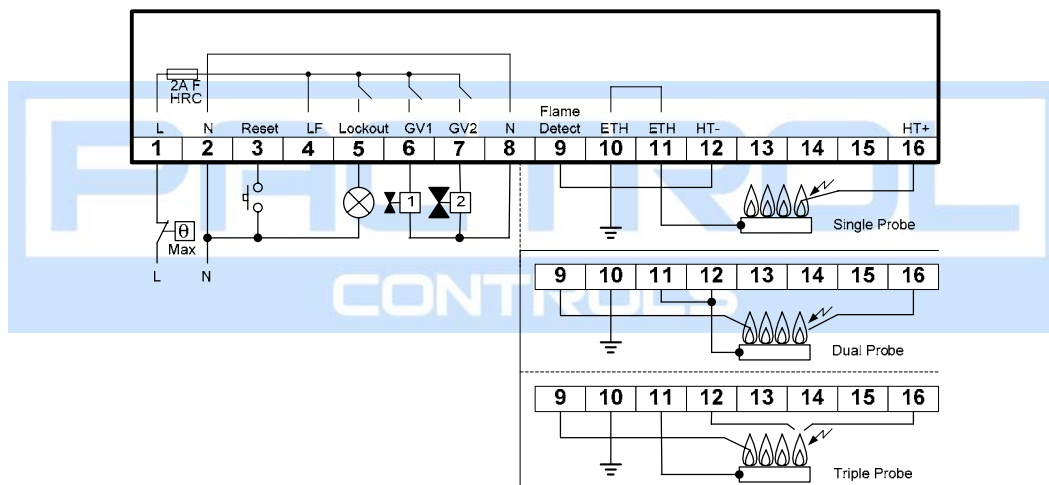
Supply voltage	230Vac + 10% / -15%
Supply frequency	50 / 60Hz
Phase relationship	Phase sensitive - Earth bonding to Neutral supply required
Internal fuse	2A F
Power consumption	<0.5VA

Loads at 0.6pf @ 230Vac:

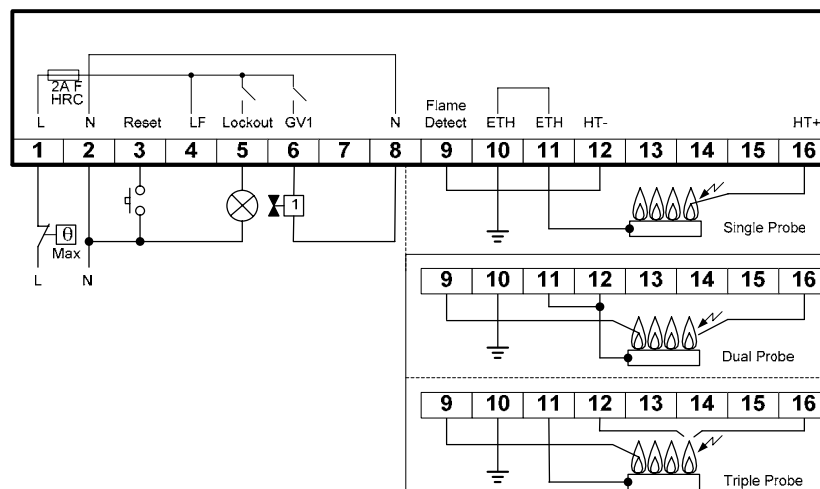
Reset indicator	0.5A maximum
1 st Stage gas valve	1.0A maximum (where fitted)
Main gas valve	1.0A maximum (where fitted)
Spark Output	> 25kV into 30pF, 25 sparks per second
Total maximum load	2A

Flame detection principle	Flame Ionisation rectification
Electrode configuration	Single/Dual/Triple probe
Maximum length of detection lead	1 Metre

Protection degree	IP40
Ambient temperature range	-10°C to +60°C
Humidity	90% max. @ 40° C (non-condensing)
Mounting position	Not critical

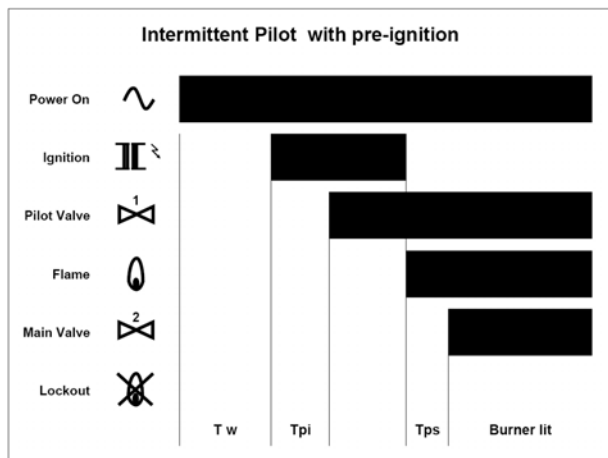


Wiring Diagram: 2 stage




Wiring Diagram: 1 stage

CSS2 STV 01: Variant Details



Timing Diagram



Front Panel

CSS2 STV 01: Variant Specific Information

Gas valve stages	2
Lock-out type	Volatile
Lock-out reset	Remove mains supply for > 5 seconds Or via remotely mounted reset switch (press for at least 2s)
Purge time (Tp)	12s +/-10%
Safety time (Ts)	6s +/-10%
Number of ignition attempts	1
Flame sensitivity - detect	>1.5μA
Flame sensitivity – drop-out	<1μA
Flame pull-in time (PIT)	< 1sec
Flame drop-out-time (DOT)	< 1sec
Status Indicator	Flame LED (refer to Installation Instructions for operation)