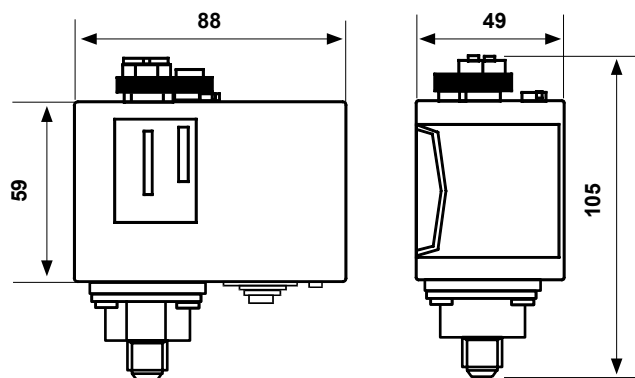


FAN04240 à 56

Pressure switches up to 300 bar with adjustable differential

Pressure switches for control and regulation of all fluids and non-explosive gases. Suitable for compression plants, boilers, tanks, autoclaves, ventilation plants, lubrication plants and in general whenever a pressure up to 300 bar must be controlled.

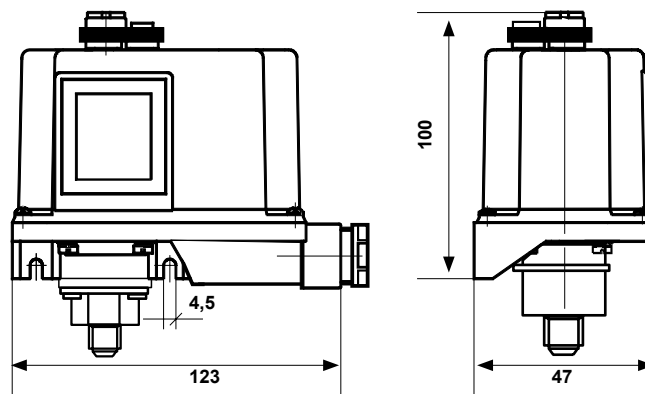


	Range bar	Differential bar	Sensitive element max. pressure bar	Connection G/14	Protection degree	Availability
B12FN	12 ÷ 50	6 ÷ 15	60	threaded	IP40	in stock
B12GN	25 ÷ 150	12 ÷ 40	180	threaded	IP40	in stock
B12HN	60 ÷ 300	40 ÷ 80	350	threaded	IP40	in stock

WITH BLOCKING AND MANUAL RESET

B1FMN	12 ÷ 50	6 ÷ 15	60	threaded	IP40	in stock
B12GMN	25 ÷ 150	12 ÷ 40	180	threaded	IP40	in stock
B12HMN	60 ÷ 300	40 ÷ 80	350	threaded	IP40	in stock

WATERPROOF CASING EXECUTION

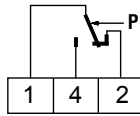


B12FNY	12 ÷ 50	6 ÷ 15	60	threaded	IP65	in stock
B12GNY	25 ÷ 150	12 ÷ 40	180	threaded	IP65	in stock
B12HNY	60 ÷ 300	40 ÷ 80	350	threaded	IP65	in stock

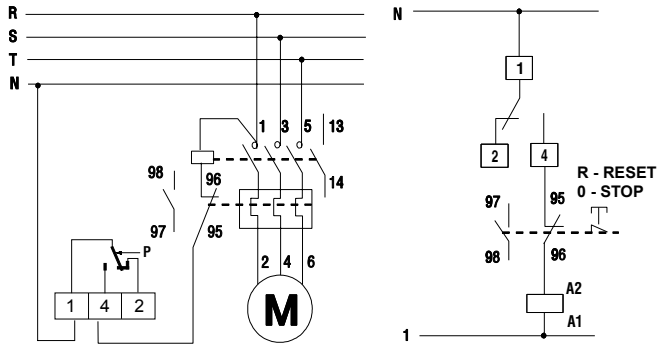
1 Bar = 100Kpa *The differential must be deducted from the range value.

ELECTRICAL FEATURES

Snap action SPDT microswitch, contacts in AgCdO.



EXAMPLE OF ELECTRICAL WIRING



Nominal insulation tension	Ui	415V~
Continuous duty nominal current	Ith	16A
Operating nominal current Ie		220V- 380/415V~
Resistive load	AC-1	- 16A
Inductive load	AC-3	- 6A
Continuous current	DC-13	0,2A -

HOMOLOGATION AND STANDARDS

Complies with EN 60947-4-1 standards.

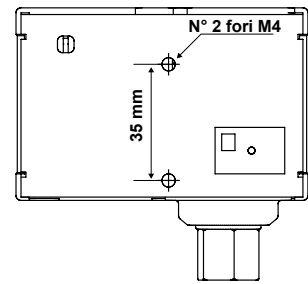
INSTALLATION

Direct installation on the pipe.

If these devices are used as control pressostats (pressure lack), verify that maximum pressure does not exceed maximum supported sensitive element pressure.

Possibility of mounting on metallic clamp, except for the waterproof casing versions.

MOUNTING MODEL



OPERATION

When pressure increases: 1-2 opens, 1-4 closes.

In case of fluid temperatures higher than the maximum allowed, connect the pressure switch to the pipe by inserting a metallic spiral between the pressure switch and the pipe to facilitate heat dispersion.

In the pressure switch with blocking and manual reset at maximum pressure, the reset takes place when the pressure is below the value set on differential.

FEATURES

Piston sensitive element, brass connection.

Metallic frame.

Cover in shockproof thermoplastic material.

Output connections with PVC cable gland.

Adjustable differential.

Threaded connection G 1/4.

Maximum temperature of the controlled fluid: 80°C.

Pressure switch body admissible temperature: 60°C.

Storage and transport temperature: -35 ÷ 60°C.

Unit weight: 0,47 Kg B12FN-B12GN.

Unit weight: 0,46 Kg B12HN.