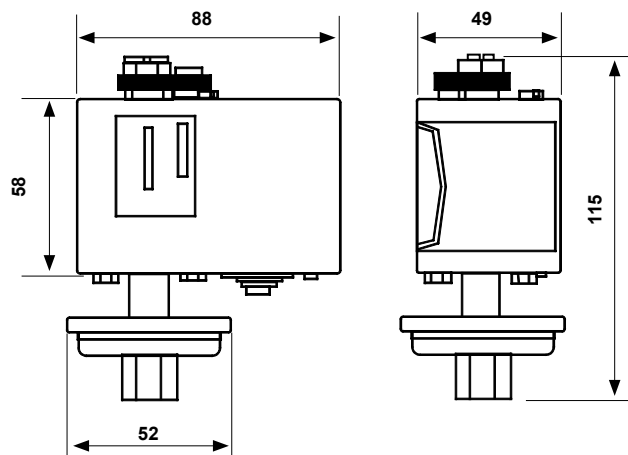


FAN04160 à 72

Vacuum pressure switches up to - 0.82 bar

To adjust vacuum values in the pumps (B12AN) or to control pressure values of tanks or steam generators where it is required a low differential (B12BN).

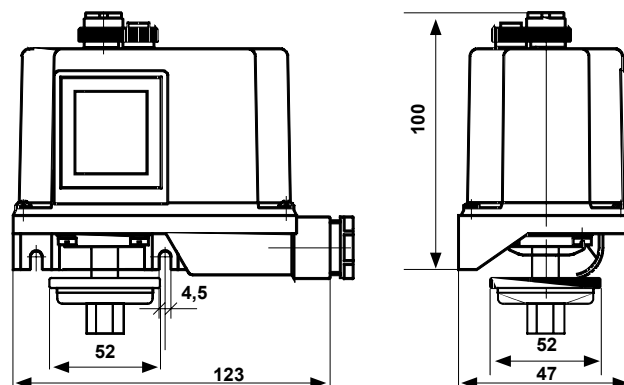


	Range bar	Differential bar	Sensitive element max. pressure bar	Connection G.1/4	Protection degree	Availability
B12AN	-0,82 ÷ 0	0,1 fixed	2,5	flange	IP40	in stock
B12AN4	-0,82 ÷ 0	0,1 fixed	2,5	threaded	IP40	on request
B12BN	0,2 ÷ 2	0,1 ÷ 0,5	4	flange	IP40	in stock
B12BN4	0,2 ÷ 2	0,1 ÷ 0,5	4	threaded	IP40	on request

WITH BLOCKING AND MANUAL RESET

B12BNM	0,2 ÷ 2	0,1 ÷ 0,5	4	threaded	IP40	on request
--------	---------	-----------	---	----------	------	------------

WATERPROOF CASING EXECUTION

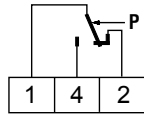


B12ANY	-0,82 ÷ 0	0,1 fixed	2,5	flange	IP40	in stock
B12BN4Y	0,2 ÷ 2	0,1 ÷ 0,5	4	flange	IP40	in stock

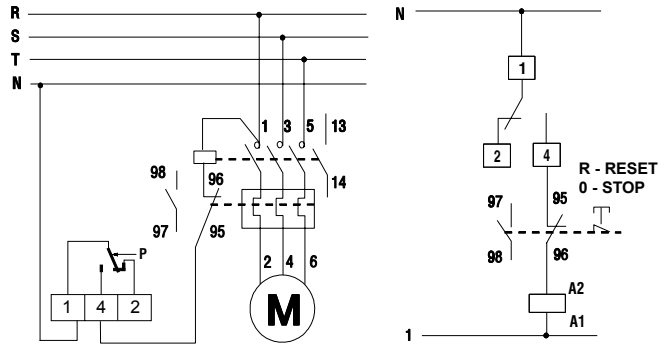
1 Bar = 100Kpa *The differential must be deducted from the range value.

ELECTRICAL FEATURES

Snap action SPDT microswitch, contacts in AgCdO.



EXAMPLE OF ELECTRICAL WIRING



Nominal insulation tension	Ui	415V~	
Continuous duty nominal current	Ith	16A	
Operating nominal current Ie		220V~	380/415V~
Resistive load	AC-1	-	16A
Inductive load	AC-3	-	6A
Continuous current	DC-13	0,2A	-

HOMOLOGATION AND STANDARDS

Complies with EN 60947-4-1 standards.

INSTALLATION

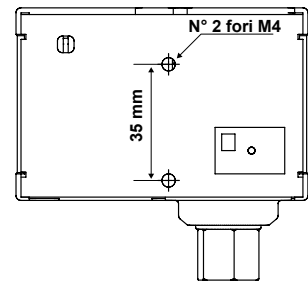
Direct installation on the pipe.

Pressure element connection G 1/4.

In case of fluid temperatures higher than the maximum allowed, connect the pressure switch to the pipe by inserting a metallic spiral between the pressure switch and the pipe to facilitate heat dispersion.

Possibility of mounting on metallic clamp, except for the waterproof casing versions.

MOUNTING MODEL



OPERATION

When pressure increases: 1-2 opens, 1-4 closes.

In the pressure switch with blocking and manual reset at maximum pressure, the reset takes place when the pressure is below the value set on differential.

FEATURES

Sensitive element with stainless steel membrane, laser welded.

Metallic frame.

Cover in shockproof thermoplastic material.

Output connections with PVC cable gland.

Flange connection G 1/4 (17 mm key).

Maximum temperature of the controlled fluid: 120 °C.

Pressure switch body admissible temperature: -35 ÷ 60°C.

Storage and transport temperature: -35 ÷ 60°C.

Unit weight: 0,43 Kg B12AN.

Unit weight: 0,44 Kg B12BN.